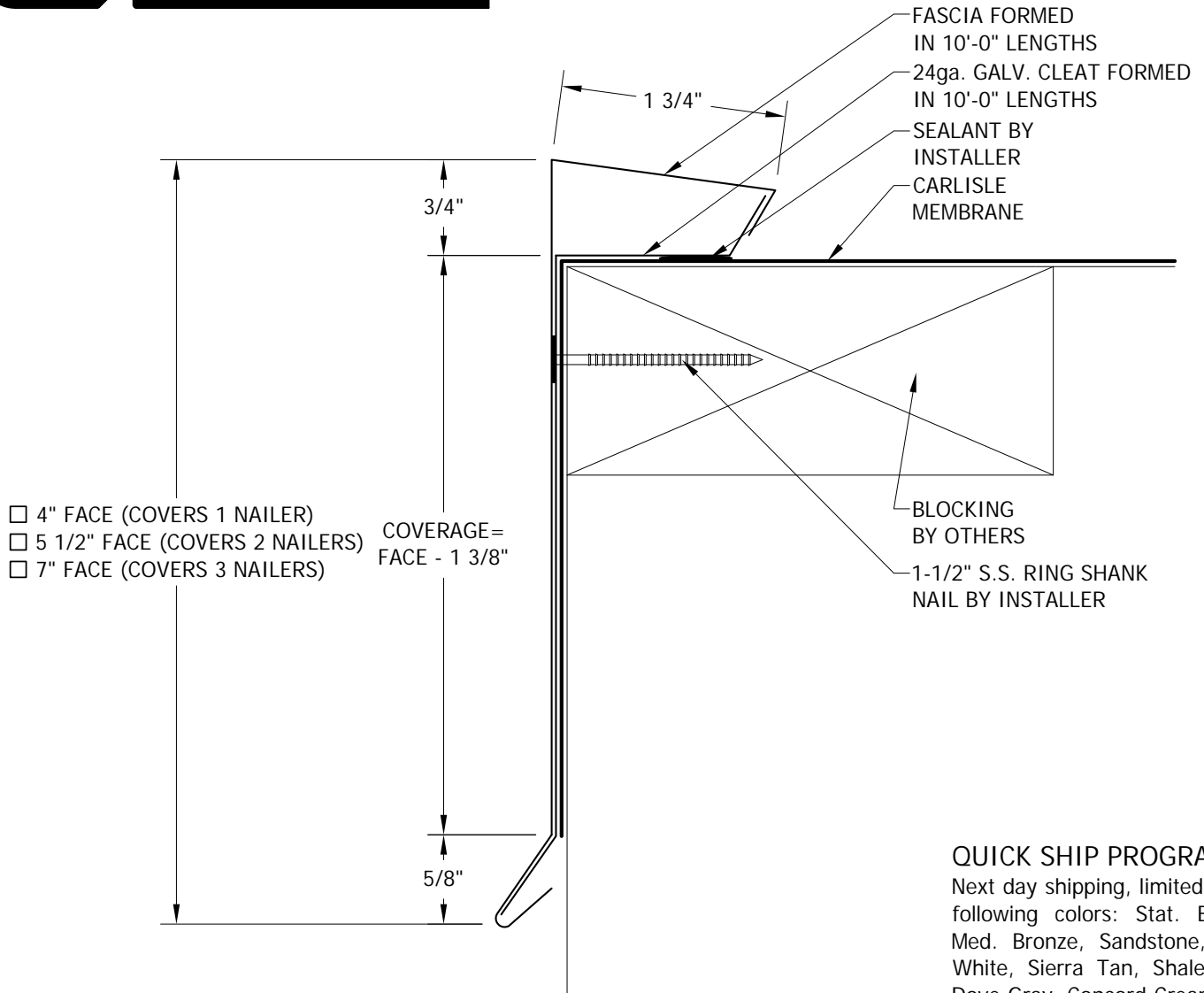




EconoEdge Retainer Fascia

ORDER / SPECIFICATION FORM



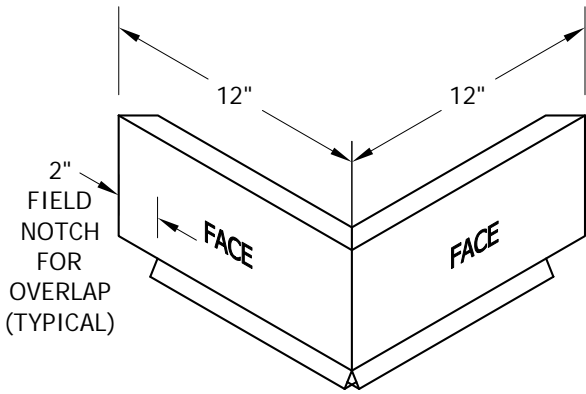
QUICK SHIP PROGRAM:
 Next day shipping, limited to the following colors: Stat. Bronze, Med. Bronze, Sandstone, Bone White, Sierra Tan, Shale Gray, Dove Gray, Concord Cream, Mill, Clear Anodize (Aluminum Only)

QUANTITY: _____ Total LF _____ Miters (___ Outside, ___ Inside) _____ End Caps - Inserts (___ Left, ___ Right) _____ End Terms - Inserts (___ Left, ___ Right) _____ Radius LF (120" Notched pcs) _____ Sumps _____ Spillouts		MATERIAL: <input type="checkbox"/> 0.040 Aluminum <input type="checkbox"/> 24ga Galvanized SHIPPING: <input type="checkbox"/> Quick Ship Program		ACCESSORY TYPE: All Accessories are Folded		FINISH: <input type="checkbox"/> Mill Finish <input type="checkbox"/> Prefinished Kynar <input type="checkbox"/> Clear Anodize	
				COLOR: _____			
APPROVALS: _____ _____		ANSI/SPRI ES-1 TESTED		CUSTOMER APPROVAL: <input type="checkbox"/> Approved for Fabrication <input type="checkbox"/> Approved with Changes <input type="checkbox"/> Disapproved, Resubmit			
				_____ Authorized Customer Signature		_____ Date	
Job Name:		Customer:			By:		
Job #:		Representative:			Date:		
Location:		Architect:			Sheet of		

EconoEdge Retainer Fascia

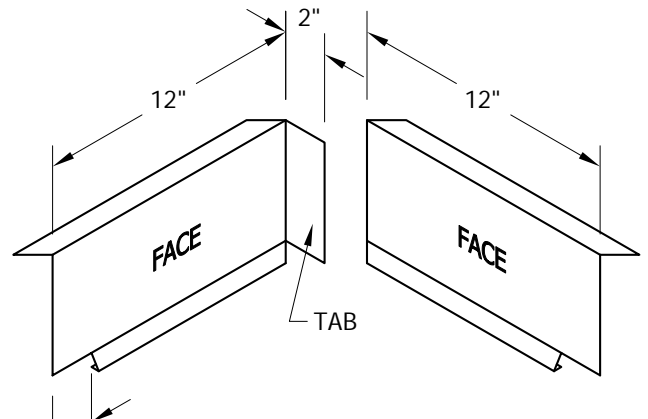
NOTE:

Starting at the corners, notch the drip on both legs so that the adjoining part can overlap it. Each subsequent straight length will require the drip to be notched at one end.



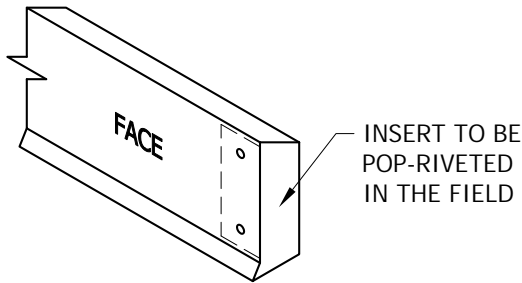
OUTSIDE CORNER

MITER FOLDED IN THE FIELD PER BLDG. ANGLE



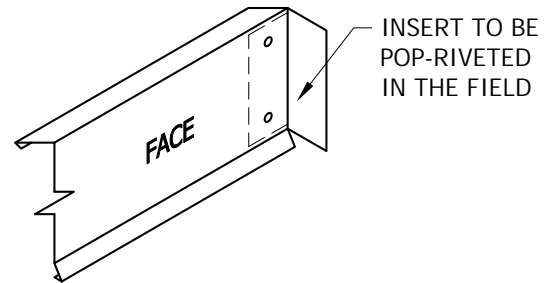
INSIDE CORNER

TAB FOLDED IN THE FIELD PER BLDG. ANGLE



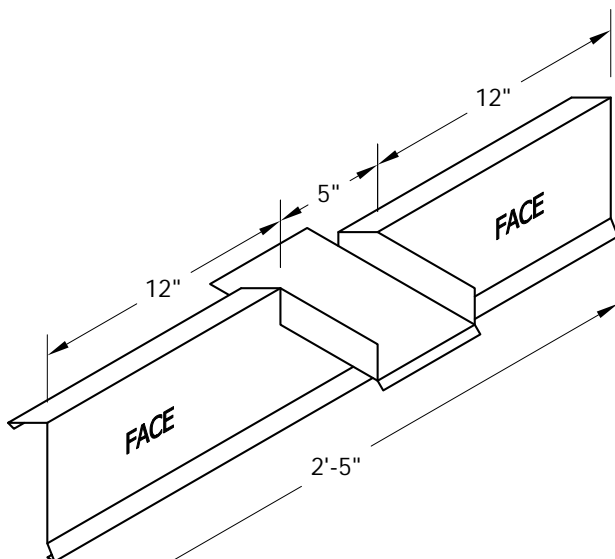
END CAP

RIGHT HAND SHOWN



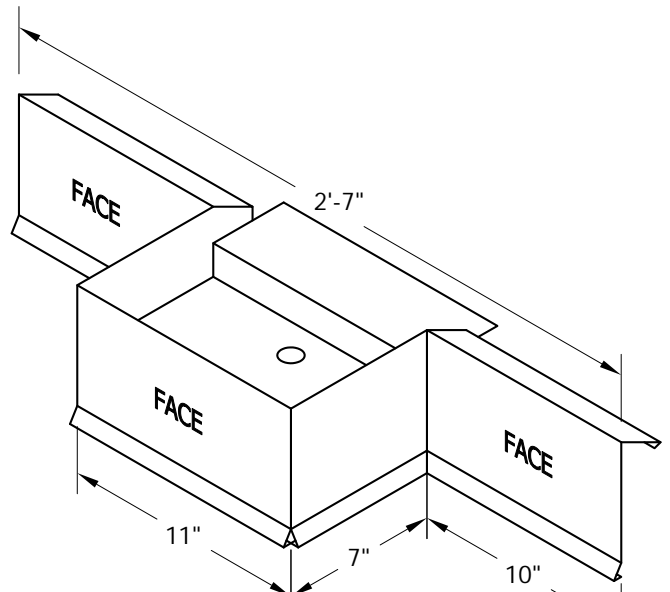
END TERM

RIGHT HAND SHOWN



SPILLOUT

FASCIA & CORE (2 PCS)



SUMP

FASCIA & CORE (2 PCS)